


CHECKPOINT


You're halfway through this book and well on your way to a rewarding hobby or a successful career with the electric bass guitar. Let's take a moment to review some of what you've learned so far.

NOTE NAMES

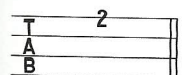
Draw a line to match each note on the left with its correct name on the right.




C




B




G




E



F



A



D

SYMBOLS & TERMS


Draw a line to match each symbol on the left with its correct name on the right.



Time Signature



Half Note



Eighth Rest



Quarter Rest



Eighth Note



Repeat Sign



Half Rest

Write the note names in the spaces provided.

G _____

Add bar lines.

Below the tab staff are note names. Write the notes on the tab staff.

G A C E D B F F D B♭ F♯ E♭ G♯ E G C♯ A

(low) (open) (2nd str.) (open) (2nd str.) (1st str.) (low) (2nd str.) (open) (3rd str.) (low) (1st str.) (2nd str.) (open) (4th str.)