

A special technique for the fret hand is the **finger roll**. This is helpful when you need to quickly and smoothly move between two notes on adjacent strings that are on the same fret. To do this when moving from a lower to a higher string, play the note on the **lower string** with the tip of your finger and your knuckle slightly bent [Photo 1]. Then flatten the knuckle and roll your finger to the **next string**, playing the note on the higher string with the pad of your finger [Photo 2]. Reverse the sequence when rolling from a higher to a lower string.



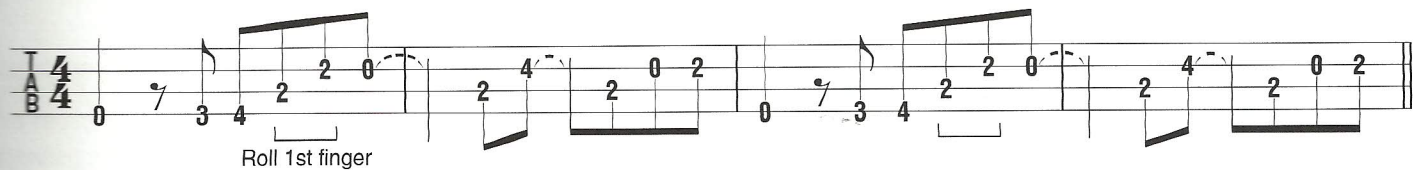
Photo 1



Photo 2

DAY TRIPPER


On this Beatles classic, roll from the 3rd to the 2nd string using your index finger.



Words and Music by John Lennon and Paul McCartney
 Copyright © 1965 Sony/ATV Music Publishing LLC
 Copyright Renewed
 All Rights Administered by Sony/ATV Music Publishing LLC, 8 Music Square West, Nashville, TN 37203

JAZZY

Begin this jazz-style bass line with your 4th finger on the third fret. Then use your 2nd finger to roll across the two notes on the second fret.




Copyright © 2013 by HAL LEONARD CORPORATION

The next riffs begin with **pickup notes**. Count pickup notes as if they were the last portion of a full measure.

YOU REALLY GOT ME

Van Halen covered this Kinks song on their first album.




Count: and one and two and (three) (four) and

Words and Music by Ray Davies
 Copyright © 1964 Jayboy Music Corp.
 Copyright Renewed

All Rights Administered by Sony/ATV Music Publishing LLC, 8 Music Square West, Nashville, TN 37203

MISSISSIPPI QUEEN

The intro to this song by the band Mountain has a one-and-a-half beat pickup.



Count: and four and one

Words and Music by Leslie West, Felix Pappalardi, Corky Laing and David Rea
 Copyright © 1970 by Universal Music - MGB Songs
 Copyright Renewed