








CONTENTS

Introduction.....	i
Scale Syllabus.....	ii

CHORD/SCALE PROGRESSIONS

 CONCERT Key Chord/Scale Progressions.....	1
 Bb INSTRUMENT Chord/Scale Progressions.....	9
 Eb INSTRUMENT Chord/Scale Progressions.....	17
 BASS CLEF INSTRUMENT Chord/Scale Progressions.....	25

PATTERNS AND EXERCISES

PATTERNS AND EXERCISES Introduction.....	33
 CONCERT Key Patterns and Exercises.....	34
 Bb INSTRUMENT Patterns and Exercises.....	45
 Eb INSTRUMENT Patterns and Exercises.....	57
 BASS CLEF INSTRUMENT Patterns and Exercises.....	69
PIANO VOICINGS.....	81

CHORD SYMBOL GUIDE FOR VOLUME 3

H = Half step, W = Whole step

-3 = three half steps (minor third)

b = lower 1/2 step, + = raise 1/2 step

Δ = Major scale/chord (emphasize the major 7th & 9th)(don't emphasize the 4th)

Δ+4 = Major scale/chord with raised 4th (Lydian) = W W W H W W H

V7 = Dominant 7th scale/chord (don't emphasize the 4th)(Mixolydian)

- = Minor scale/chord (Dorian)(all scale tones are usable)

+ = raise the fifth tone of the scale 1/2 step

V7+4 = Dominant Lydian scale (emphasize the 9th, #4th, & 6th) = W W W H W W H

V7+ = Whole tone scale/chord = W W W W W W (this scale has a +4 & +5)

V7b9 = Diminished scale beginning with a half step = H W H W H W H W

V7+9 = Diminished whole tone scale (emphasize the b9, #9, #4, & #5) = H W H W W W W

Ø = Half diminished scale/chord (Locrian scale or Locrian #2) = H W W H W W W

(#2) = W H W H W W W

(See the Scale Syllabus, page ii for more info and examples)

Typesetting by SUSAN GEARHART

Published by
JAMEY AEBERSOLD JAZZ, INC.
P.O. Box 1244
New Albany, IN 47151-1244
<http://www.jazzbooks.com>



Copyright © 1974 by Jamey Abersold Jazz, Inc.
All Rights Reserved Printed in U.S.A. International Copyright secured
All copyrights used by permission

No portion of this book may be reproduced in any way without express permission from the publisher.