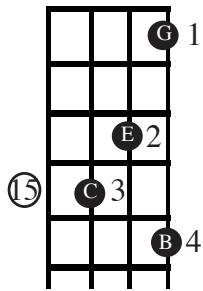


Arpeggio Forms Starting on A String

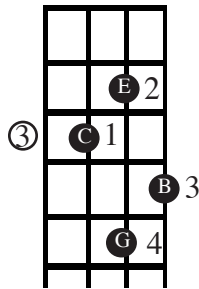
There are many ways to form and finger the arpeggios for the thirteen 7th chord types. Below is the 2 or 3 practical fingerings used by most bassists when using 3 adjacent strings within a 5 fret span.

3 Practical fingerings for a C Major 7th Chord

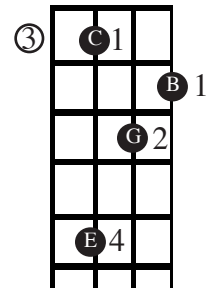
Form A



Form B

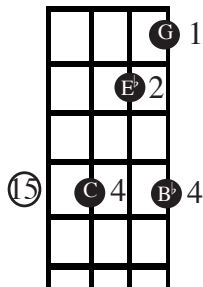


Form C

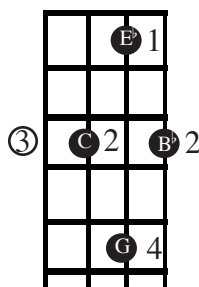


3 Practical fingerings for a C Minor 7th Chord

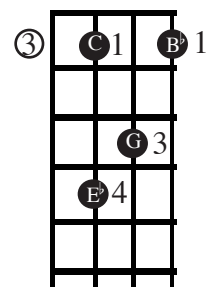
Form A



Form B

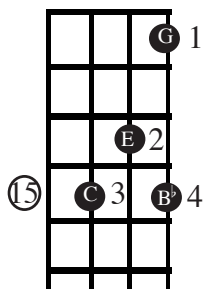


Form C

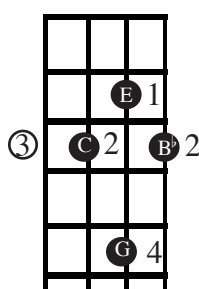


3 Practical fingerings for a C Dominant 7th Chord

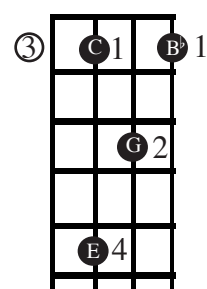
Form A



Form B

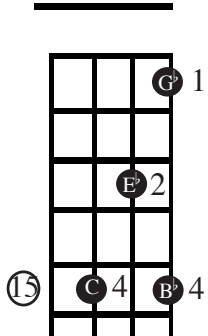


Form C

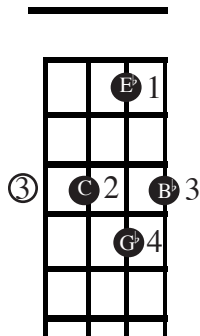


3 Practical fingerings for a C Minor 7 Flat 5 Chord

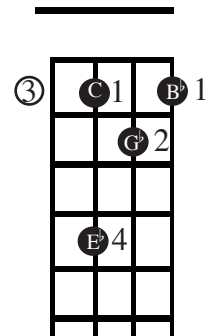
Form A



Form B

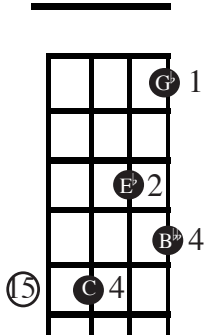


Form C

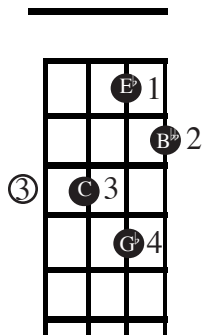


3 Practical fingerings for a C Diminished 7th Chord

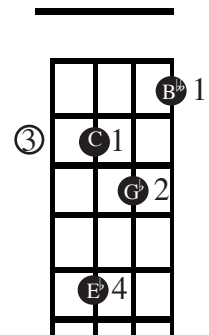
Form A



Form B

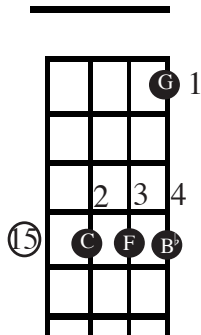


Form C



2 Practical fingerings for a C Dominant 7th Sus4 Chord

Form A



Form B

